

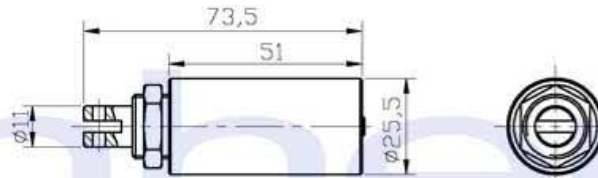
ZHT-2551L/S Tubular Solenoid

ISO/TS16949 ISO9000 ISO14000
RoHS REACH CE UL VDE TÜV



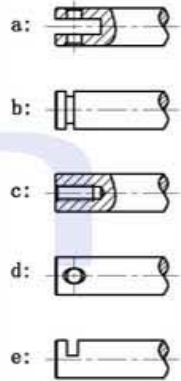
总重量 Total Weight: 171g
应用范围: 用于门禁, 门锁等
APPLICATION: Door Prohibit, Door Lock etc

类型: 拉式 TYPE: PULL

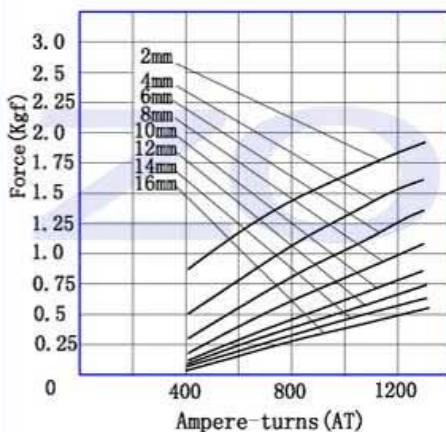


单位:mm Units:mm 通电状态 Shown Energized

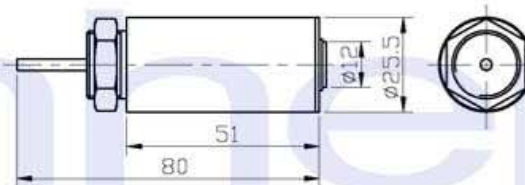
滑杆外部与负载连接的典型结构
plunger type:



安匝/吸引力
AMPERE-TURNS Vs FORCE

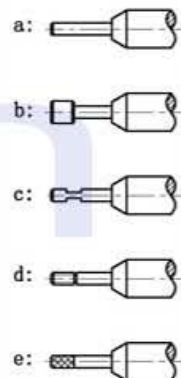


类型: 推式 TYPE: PUSH

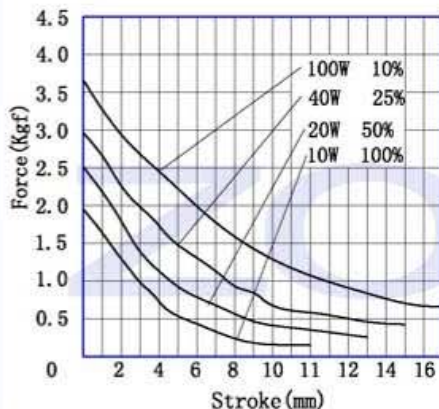


单位:mm Units:mm 通电状态 Shown Energized

顶杆外部与负载连接的典型结构
push shaft type:



行程/吸引力
STROKE Vs FORCE



COIL DATA 线圈资料

工作周期 (%) = $\frac{\text{工作时间}}{\text{工作时间} + \text{断开时间}} \times 100\%$ Duty cycle (%) = $\frac{\text{"ON" time}}{\text{"ON" time} + \text{"OFF" time}} \times 100\%$	连续 Continuous 100%	间断 Or less 50%	间断 Or less 25%	间断 Or less 10%						
最大工作时间(秒) MAX. "on" time in seconds	∞	50	18	3						
瓦特(W) (20°C) Watts at 20°C	10	20	40	100						
安匝数(AT) (20°C) Ampere-turns at 20°C	1157	1541	2122	3287						
型号 Type no.	阻值(20°C) Resistance (Ω) ±10%	线圈匝数 No. Turns	电压(VDC) VoltS DC							
ZHT-2551L-XX A XX	3.6	695	6	8.5	12	19				
<table border="1"><tr><td>L</td><td>S</td></tr><tr><td>拉Pull</td><td>推Push</td></tr></table>	L	S	拉Pull	推Push	14.4	1309	12	17	24	38
L	S									
拉Pull	推Push									
电压Voltage(V)	57.6	2546	24	34	48	76				
系列号Serial No.: A, B, C...	230.4	4983	48	68	96	152				
电阻Resistance(Ω)										