

ZHT-2046L/S Tubular Solenoid

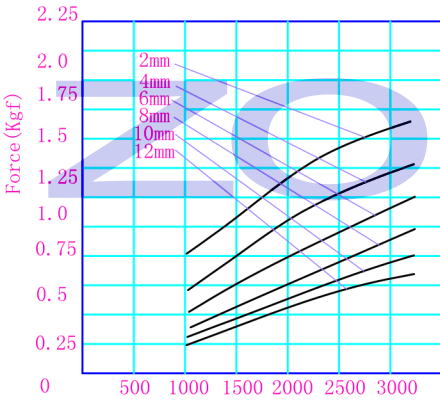
ISO/TS16949 ISO9000 ISO14000
RoHS REACH CE UL VDE TÜV

类型：拉式 \ 拉式 TYPE: PULL \ PUSH



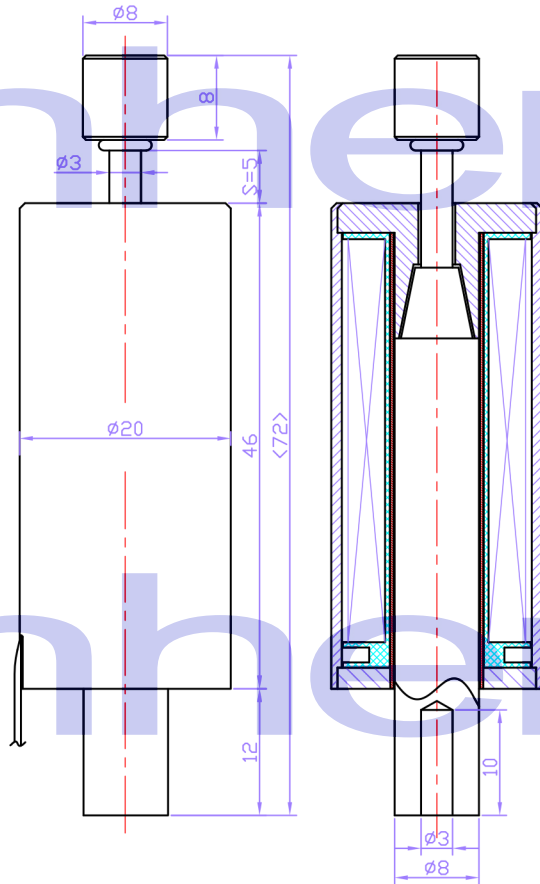
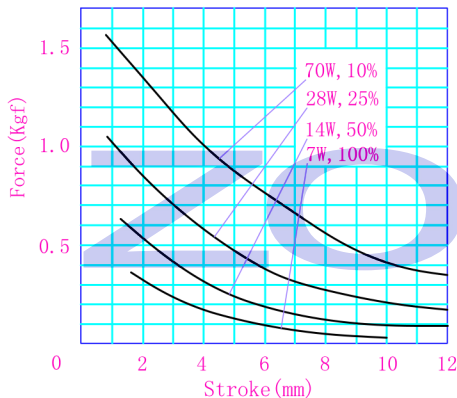
总重量 Total Weight: 102g
应用范围：用于自动化设备等
APPLICATION: Automation Equipment etc

安匝/吸引力
AMPERE-TURNS Vs FORCE

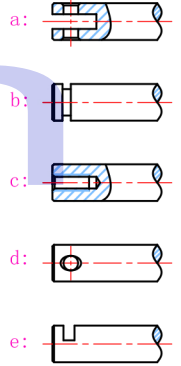


Ampere-turns (AT)

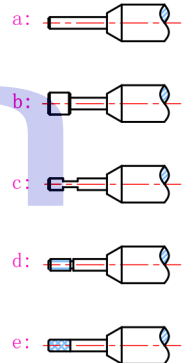
行程/吸引力
STROKE Vs FORCE



滑杆外部与负载连接的典型结构 plunger type:



顶杆外部与负载连接的典型结构 push shaft type:



COIL DATA 线圈资料

工作周期(%) = $\frac{\text{工作时间}}{\text{工作时间} + \text{断开时间}} \times 100\%$ Duty cycle(%) = $\frac{\text{"ON" time}}{\text{"ON" time} + \text{"OFF" time}} \times 100\%$	连续 Continuous 100%	间断 Or less 50%	间断 Or less 25%	间断 Or less 10%
最大工作时间(秒) MAX. "on" time in seconds	∞	50	18	3
瓦特(W) (20°C) Watts at 20°C	7	14	28	70
安匝数(AT) (20°C) Ampere-turns at 20°C	863	1224	1728	2736
型号 Type no.	阻值(20°C) Resistance (Ω) $\pm 10\%$	线圈匝数 No. Turns	电压(VDC) VoltS DC	
ZHT-2046L-XX A XX	5.2	720	6	8.5 12 19
L S 拉Pull 推Push	20.5	1422	12	17 24 38
电压Voltage (V)	83	2915	24	34 48 76
系列号Serial No. :A, B, C...	331	5336	48	68 96 152
电阻Resistance (Ω)				

圆管式ZHT